

TLC-900

Liquid Chiller

Air Cooled
Bench Top

100-240 VAC and 24 VDC Input
350 Watts

STANDARD FEATURES

- 90-265 VAC universal integrated power supply
- Heats and cools 0 to 50 °C or -20 to 90 °C
- 750 mL uncooled reservoir
- Low pressure drop 3/8 ID fluid quick connects
- PWM controlled fan for quieter operation
- User friendly front fill design
- Easy prime/pump reset feature
- Wide process fluid temperature range
- Multiport bottom to top air flow for easier bench use
- Over temperature protection
- No compressor, fluorocarbons or filters
- Virtually maintenance free operation



CONTROL FEATURES

- Integral "tunable" PWM temperature control
- PWM, Bi-directional temperature control
- 4 Programable temperature zones with 4 independent PID settings
- Multi-segment ramp and soak programs with loops
- Internal RTD sensor, built into the fluid circuit
- Remote Sensibility™ switchable to exterior accessory RTD sensor
- USB communication with easy to use software
- Labview VI examples available

PUMP OPTIONS

- Option #1 - Standard Magnetic Drive, Can Pump, 0 to 50 °C process temperature
- Option #2 - Low Temperature Magnetic Drive, Impeller Pump, -20 to 90 °C process temperature
- Option #3 - Gear pump, 3.75 Liter/Min, -20 to 90 °C process temperature
- Option #4 - High Flow Magnetic Drive, Can Pump, 0 to 50 °C process temperature

SPECIFICATIONS

MODEL	PART NUMBER	PUMP OPTION	PERFORMANCE RATING BTU/HR	VOLTAGE VAC 50/60 HZ	CURRENT AMPS.	WEIGHT LBS. (KG)	MAX OPERATING AMBIENT	FLUID TEMP. RANGE °C
TLC-900	6-E5KB-1-0A1	1	1260-1330	100-240	4.0†	42 (19)	50 °C (+122 F)	0 to 50
TLC-900	6-E5KB-1-0A2	2	1260-1330	100-240	4.0†	42 (19)	50 °C (+122 F)	-20 to 90
TLC-900	6-E5KB-1-0A3	3	1260-1330	100-240	4.0†	42 (19)	50 °C (+122 F)	-20 to 90
TLC-900	6-E5KB-1-0A4	4	1260-1330	100-240	4.0†	42 (19)	50 °C (+122 F)	0 to 50
TLC-900	6-E4K5-1-0A1	1	1050-1100	24 VDC	22	42 (19)	50 °C (+122 F)	0 to 50
TLC-900	6-E4K5-1-0A2	2	1050-1100	24 VDC	22	42 (19)	50 °C (+122 F)	-20 to 90
TLC-900	6-E4K5-1-0A3	3	1050-1100	24 VDC	22	42 (19)	50 °C (+122 F)	-20 to 9
TLC-900	6-E4K5-1-0A4	4	1050-1100	24 VDC	22	42 (19)	50 °C (+122 F)	0 to 50
TLC-900	6-E5KB-1-CAS*	1	1260-1330	100-240	4.0†	42 (19)	50 °C (+122 F)	0 to 50

* This part number is ready for use with a low temperature cascade option and includes power input and control provisions to the cascade. For other pump options for cascade unit consult the factory. Refer to accessory pages for cascades and other options available for liquid chillers.

† Reflects the current draw @ 120 VAC, 60 Hz input

TLC-900

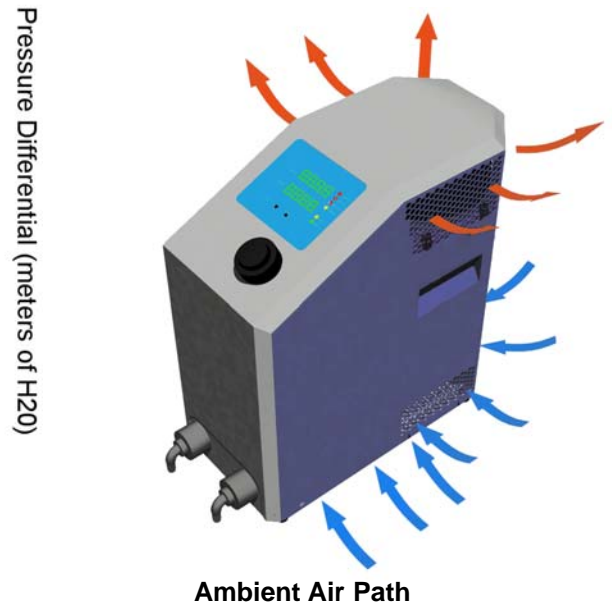
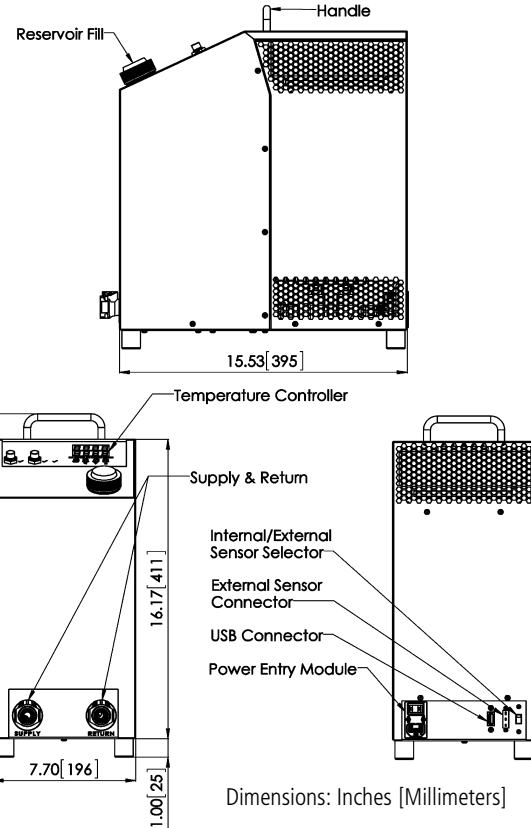
ENVIRONMENTS

- Bench top
- Laboratory
- Industrial

COOLING CAPACITY

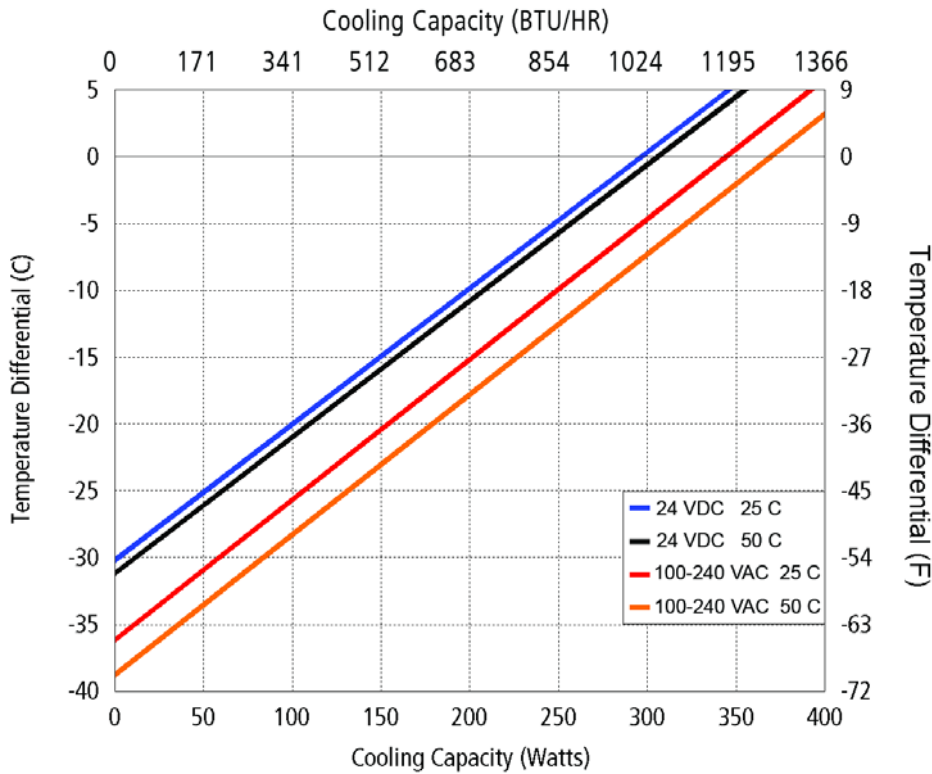
- 310 Watts @ 0 °C ΔT (24 VDC)
- 350 Watts @ 0 °C ΔT (100-240 VAC)

DIMENSIONS



PERFORMANCE CURVE

Curves below represent performance of TLC-900 with pump option 1



Equation of line: $y = \Delta T(^{\circ}C)$ $x = \text{Capacity (Watts)}$		
Ambient Temp	25°C	50°C
24 VDC	$y = .102x - 30.3$	$y = .102x - 31.2$
100-240 VAC	$y = .105x - 36.2$	$y = .105x - 38.7$

PUMP CURVE

