

AHP-4250

Air Conditioner/Heat Exchanger

Air Cooled
Through Mounted
Nema-12, 4, 4X

48 VDC Input
High Capacity
3630 BTU/HR

FEATURES

- High capacity thermoelectric design
- Power saving air to air heat exchanger mode (ECO-Mode)
- Heavy duty full perimeter mounting
- Lower profile intrusion into enclosure
- Central input cord for easy mounting
- Closed loop design
- Condensate control and evaporation system
- Increased efficiency at higher ambients by as much as 10%
- Virtually maintenance free
- No compressor
- Environmentally friendly and safe
- Stainless Steel exterior housing
- Mounts and operates in any orientation
- Integral temperature controller
- Weight 110 LBS.

CONTROL TEMPERATURES

Active Cooling	35 °C
Heat Exchanger (ECO-Mode)	25 °C
Active Heating	10 °C
Typical Hysteresis	5 °C
Operating Ambient	-40/+65 °C
Operating Enclosure	-10/+60 °C

POWER INPUTS

Voltage	48 VDC
Current, Active	32 AMPS
Current , ECO-Mode	1.8 AMP

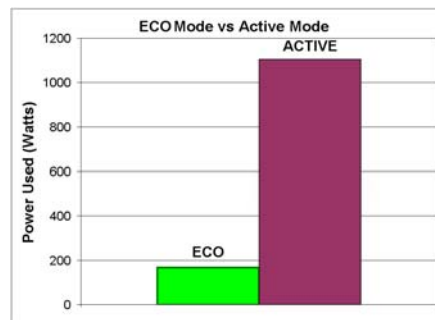
PERFORMANCE RATINGS

Cooling (Traditional)	3630 BTU/HR
Cooling (Din 3168)	1065 WATTS
Cooling COP (at L35 L35)	0.69
Heating (Traditional)	> 3630 BTU/HR
Heating (Din 3168)	> 1065 WATTS
Heating COP	> 1.08
Heat Exchanger (ECO-Mode)	30 W/°C



INCLUDES

- Power input leads
- Temperature controller
- Power saving heat exchanger mode (ECO-Mode)
- Mounting gasket
- Mounting hardware
- Circuit breaker



250 VDC configuration for crane applications available

CONFIGURATIONS

MODEL	PART NUMBER	NOTES	TEMPERATURE CONTROL	ENVIRONMENT
AHP-4250	0-J5J6-0-000	Cool only, industrial fans & power supply	TC-4F	NEMA-12, IP 52
AHP-4250	0-J556-0-000	Cool only, industrial fans & power supply	EXT*	NEMA-12, IP 52
AHP-4250HC	0-J5I6-1-000	Heat/Cool, industrial fans & power supply	TC-7F	NEMA-12, IP 52
AHP-4250HC	0-J556-1-000	Heat/Cool, industrial fans & power supply	EXT*	NEMA-12, IP 52
AHP-4250XE	0-J5J6-4-000	Cool only, sealed hot side fans & power supply	TC-4F	NEMA-4/4X, IP 56
AHP-4250XE	0-J556-4-000	Cool only, sealed hot side fans & power supply	EXT*	NEMA-4/4X, IP 56
AHP-4250XEHC	0-J5I6-5-000	Heat/Cool, sealed hot side fans & power supply	TC-7F	NEMA-4/4X, IP 56
AHP-4250XEHC	0-J556-5-000	Heat/Cool, sealed hot side fans & power supply	EXT*	NEMA-4/4X, IP 56
AHP-4250X	0-J5J6-2-000	Cool only, Mil. grade hot side fans & power supply	TC-4F	NEMA-4X/Harsh, IP 56
AHP-4250X	0-J556-2-000	Cool only, Mil. grade hot side fans & power supply	EXT*	NEMA-4X/Harsh, IP 56
AHP-4250XHC	0-J5I6-3-000	Heat/Cool, Mil. grade hot side fans & power supply	TC-7F	NEMA-4X/Harsh, IP 56
AHP-4250XHC	0-J556-3-000	Heat/Cool, Mil. grade hot side fans & power supply	EXT*	NEMA-4X/Harsh, IP 56

* Unit is set for 5-32 VDC external signal, relay(s) included

TECA

1-888-TECA-USA (832-2872)

www.thermoelectric.com

AHP-4250

MOUNTING STYLE

Through Mounted

ENVIRONMENTS SERVED

NEMA-12 IP 52

NEMA-4,4X IP 56

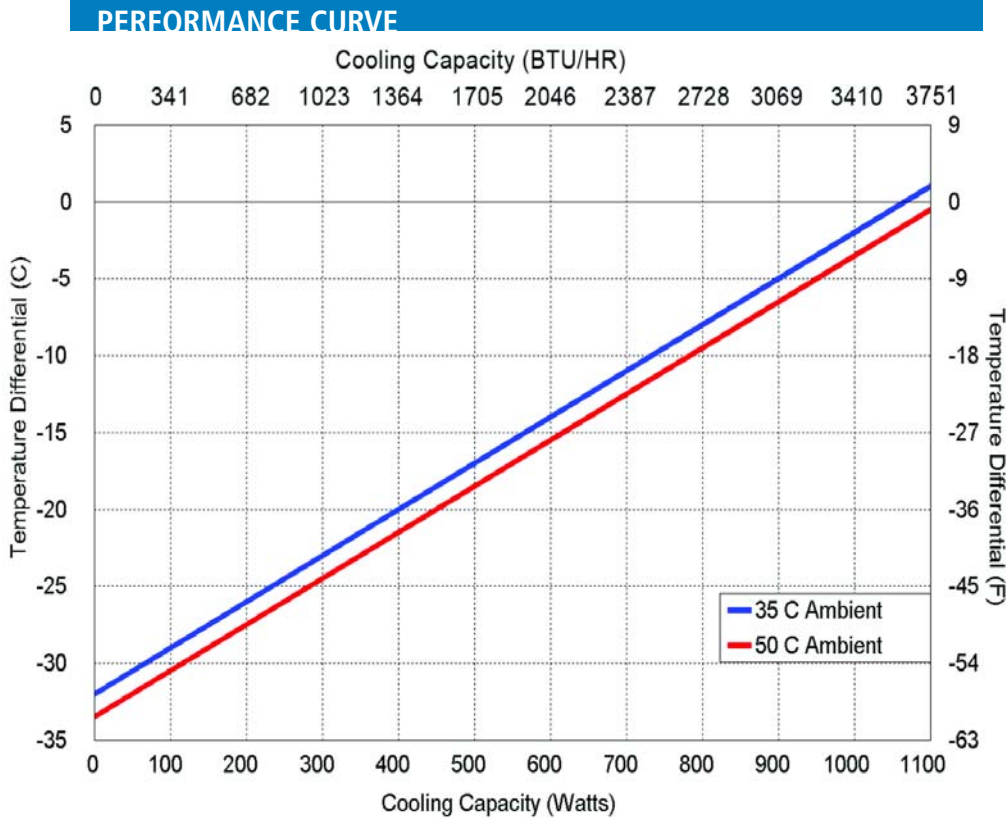
RATING (TRADITIONAL)

3630 BTU/hr @ 0 °F ΔT

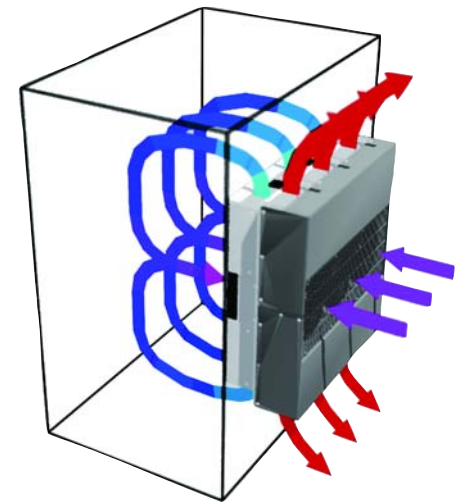
RATING (DIN 3168)

1065 Watts L35 L35

616 Watts L35 L50

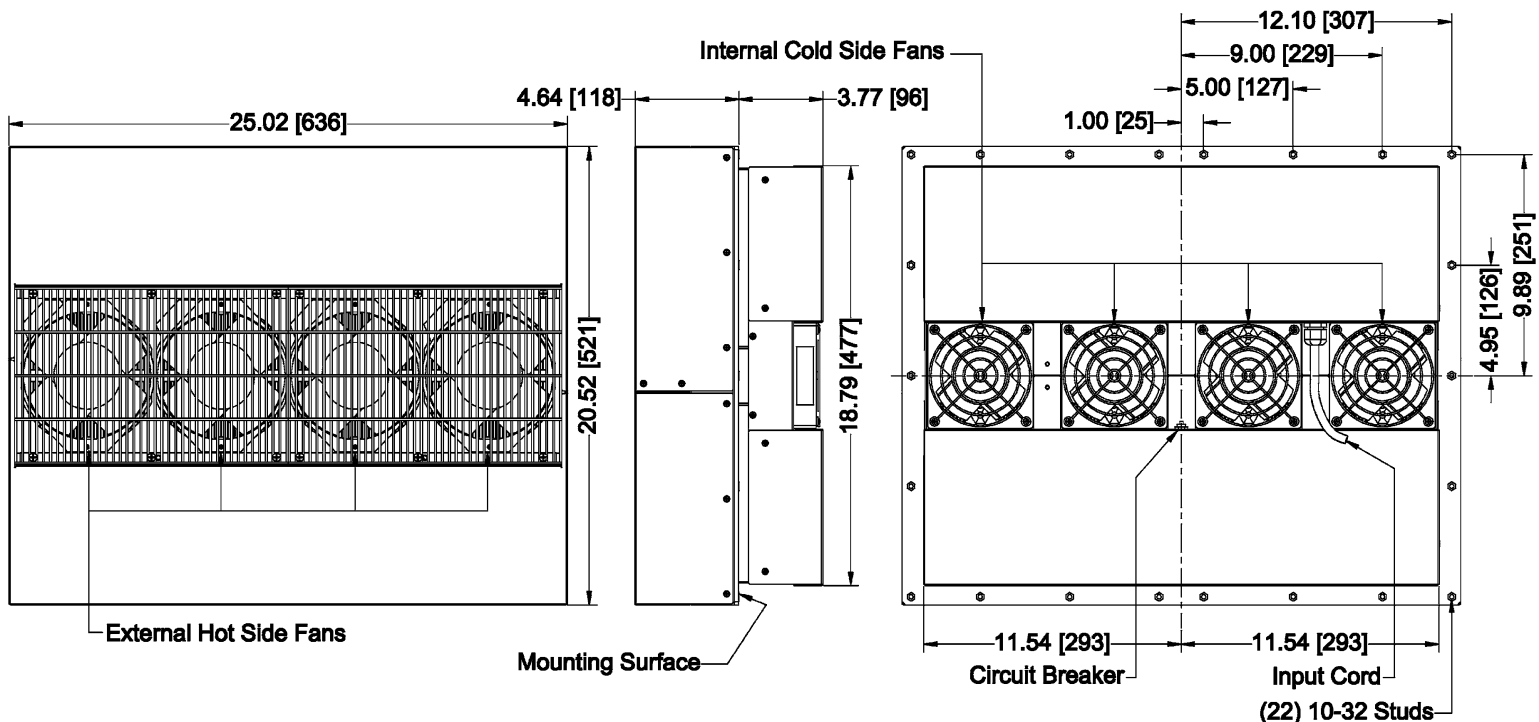


Equation of line: $y = \Delta T(^{\circ}\text{C})$ $x = \text{Capacity (Watts)}$		
Ambient Temp.	35 °C	50 °C
Enclosure Air	$y = .03x - 32$	$y = .03x - 33.5$
Cold Sink	$y = .022x - 32$	$y = .022x - 33.5$



Air Flow Pattern

DIMENSIONS



Dimensions do not include hardware
 Mounting hardware and gasket included but not shown
 Dimensions: Inches [Millimeters]

Mounting Cutout
 23.20X18.90 [589X480]