



# AHP-6250

# Air Conditioner/Heat Exchanger

Air Cooled  
Through Mounted  
Nema-12, 4, 4X

48 VDC Input  
High Efficiency  
4262 BTU/HR



## FEATURES

- High capacity thermoelectric design
- Power saving air to air heat exchanger (ECO-mode)
- Heavy duty full perimeter mounting
- Lower profile intrusion into enclosure
- Central input cord for easy mounting
- Closed loop design
- Condensate control and evaporation system
- Increased efficiency at higher ambients by as much as 10%
- Virtually maintenance free
- No compressor
- Environmentally friendly and safe
- Stainless Steel exterior housing
- Mounts and operates in any orientation
- Integral temperature controller
- Weight 170 LBS.

## CONTROL TEMPERATURES

Active Cooling	35 °C
Heat Exchanger (ECO-Mode)	25 °C
Active Heating	10 °C
Typical Hysteresis	5 °C
Operating Ambient	-40/+65 °C
Operating Enclosure	-10/+60 °C

## POWER INPUTS

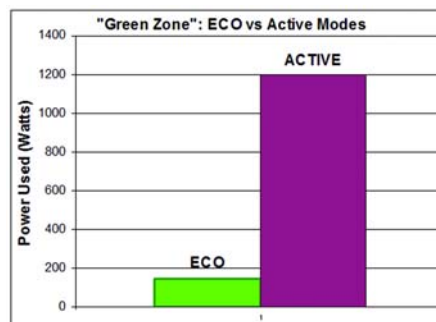
Voltage	48 VDC
Current, Active	25 AMPS
Current , ECO-Mode	3.0 AMP

## PERFORMANCE RATINGS

Cooling (Traditional)	4262 BTU/HR
Cooling (Din 3168)	1250 WATTS
Cooling COP (at L35 L35)	1.04
Heating (Traditional)	> 4262 BTU/HR
Heating (Din 3168)	> 1250 WATTS
Heating COP	> 1.0
Heat Exchanger (ECO-mode)	45 W/°C

## INCLUDES

- Power input leads
- Temperature controller
- Power saving heat exchanger mode (ECO-Mode)
- Mounting gasket
- Mounting hardware
- Circuit breaker



250 VDC configuration for crane applications available

## CONFIGURATIONS

MODEL	PART NUMBER	NOTES	TEMPERATURE CONTROL	ENVIRONMENT
AHP-6250	0-K4J6-0-000	Cool only, industrial fans & power supply	TC-4F	NEMA-12, IP 52
AHP-6250	0-K456-0-000	Cool only, industrial fans & power supply	EXT*	NEMA-12, IP 52
AHP-6250HC	0-K4I6-1-000	Heat/Cool, industrial fans & power supply	TC-7F	NEMA-12, IP 52
AHP-6250HC	0-K456-1-000	Heat/Cool, industrial fans & power supply	EXT*	NEMA-12, IP 52
AHP-6250XE	0-K4J6-4-000	Cool only, sealed hot side fans & power supply	TC-4F	NEMA-4/4X, IP 56
AHP-6250XE	0-K456-4-000	Cool only, sealed hot side fans & power supply	EXT*	NEMA-4/4X, IP 56
AHP-6250XEHC	0-K4I6-5-000	Heat/Cool, sealed hot side fans & power supply	TC-7F	NEMA-4/4X, IP 56
AHP-6250XEHC	0-K456-5-000	Heat/Cool, sealed hot side fans & power supply	EXT*	NEMA-4/4X, IP 56
AHP-6250X	0-K4J6-2-000	Cool only, Mil. grade hot side fans & power supply	TC-4F	NEMA-4X/Harsh, IP 56
AHP-6250X	0-K456-2-000	Cool only, Mil. grade hot side fans & power supply	EXT*	NEMA-4X/Harsh, IP 56
AHP-6250XHC	0-K4I6-3-000	Heat/Cool, Mil. grade hot side fans & power supply	TC-7F	NEMA-4X/Harsh, IP 56
AHP-6250XHC	0-K456-3-000	Heat/Cool, Mil. grade hot side fans & power supply	EXT*	NEMA-4X/Harsh, IP 56

\* Unit is set for 5-32 VDC external signal, relay(s) included

# AHP-6250

## MOUNTING STYLE

Through Mounted

## ENVIRONMENTS SERVED

NEMA-12 IP 52

NEMA-4,4X IP 56

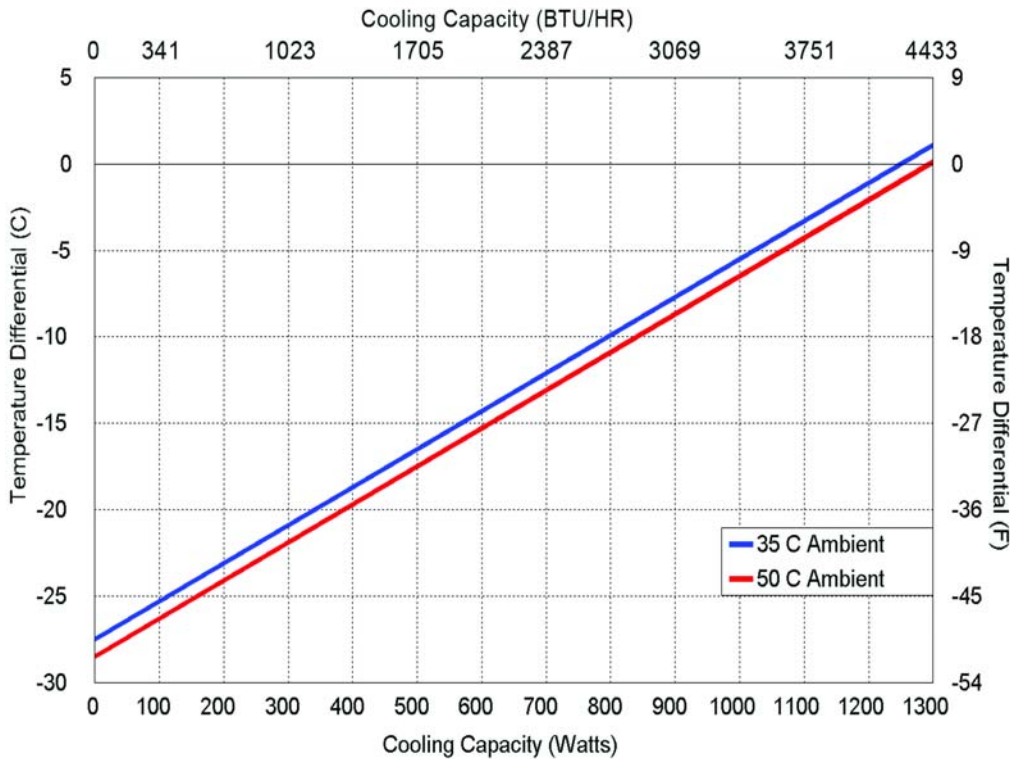
## RATING (TRADITIONAL)

4262 BTU/hr @ 0 °F ΔT

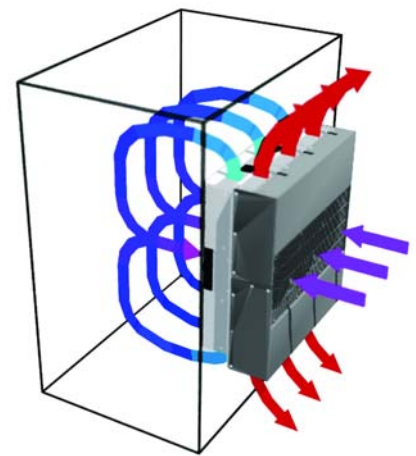
## RATING (DIN 3168)

1250 Watts L35 L35

613 Watts L35 L50

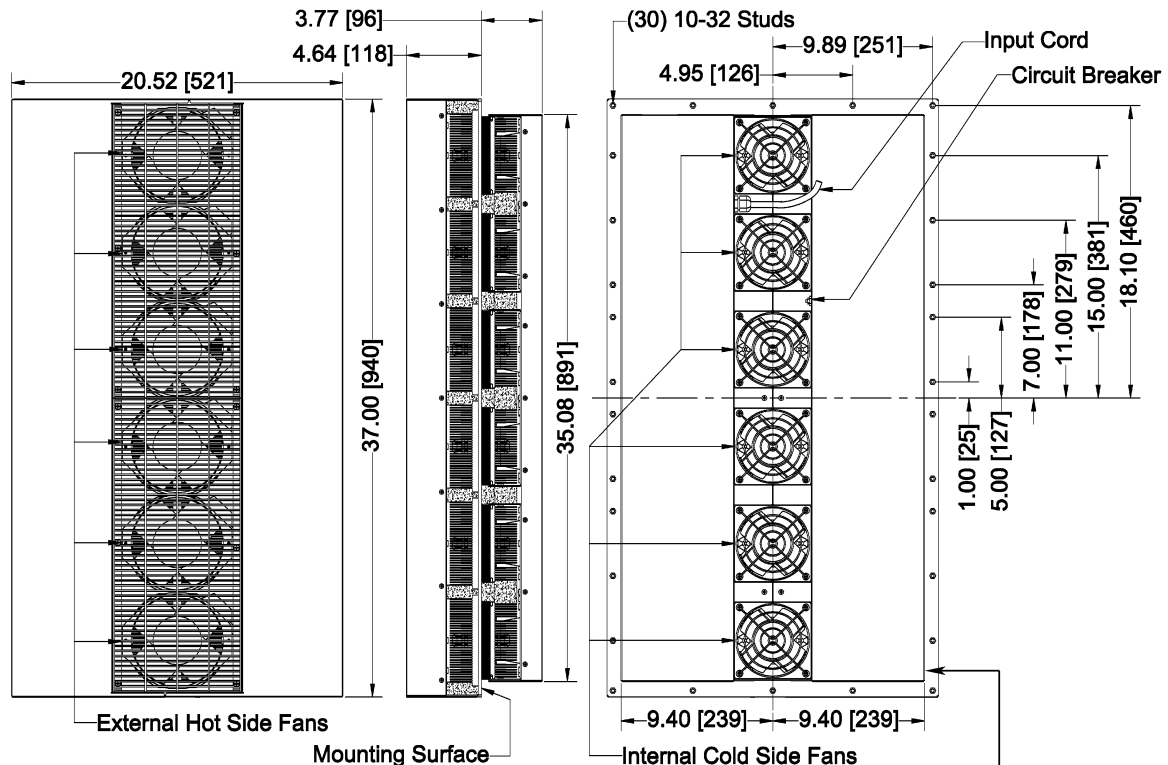


Equation of line: $y = \Delta T(^{\circ}\text{C})$ $x = \text{Capacity (Watts)}$		
Ambient Temp	35°C	50°C
Enclosure Air	$y = .022x - 27.5$	$y = .022x - 28.5$
Cold Sink	$y = .016x - 27.5$	$y = .016x - 28.5$



Air Flow Pattern

## DIMENSIONS



Dimensions do not include hardware  
 Mounting hardware and gasket included but not shown  
 Dimension: Inches [Millimeters]

Mounting Cutout  
 19.00X35.30 [483X897]