

FHP-2250

Air Conditioner/Heat Exchanger

Air Cooled
 Flush Mounted
 Nema-12, 4, 4X

120 VAC Input
 High Capacity
 1715 BTU/HR



FEATURES

- High capacity thermoelectric design
- Power saving air to air heat exchanger mode (ECO-Mode)
- Heavy duty full perimeter mounting
- No intrusion into enclosure
- Central input cord for easy mounting
- Closed loop design
- Condensate control and evaporation system
- Compact (20.5" L X 13" W X 8.5" D)
- Increased efficiency at higher ambients by as much as 10%
- Virtually maintenance free
- No compressor
- Environmentally friendly and safe
- Stainless Steel exterior housing
- Mounts and operates in any orientation
- Integral temperature controller
- Weight 66 LBS.

CONTROL TEMPERATURES

Active Cooling	35 °C
Heat Exchanger (ECO-Mode)	25 °C
Active Heating	10 °C
Typical Hysteresis	5 °C
Operating Ambient	-40/+65 °C
Operating Enclosure	-10/+60 °C

POWER INPUTS

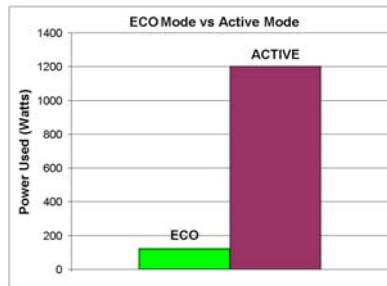
Voltage	120 VAC
Current, Active	10.8 AMPS
Current, ECO-Mode	1 AMP
Frequency	50/60 Hz

PERFORMANCE RATINGS

Cooling (Traditional)	1715 BTU/HR
Cooling (Din 3168)	503 WATTS
Cooling COP (at L35 L35)	0.39
Heating (Traditional)	> 4000 BTU/HR
Heating (Din 3168)	> 1200 WATTS
Heating COP	> 1.0
Heat Exchanger (ECO-Mode)	12.5 W/°C

INCLUDES

- Power supply
- Temperature controller
- Power saving heat exchanger mode (ECO-Mode)
- Mounting gasket
- Mounting hardware
- Power input cord
- Circuit breaker



250 VDC configuration for crane applications available

CONFIGURATIONS

MODEL	PART NUMBER	NOTES	TEMPERATURE CONTROL	ENVIRONMENT
FHP-2250	7-H5J0-0-000	Cool only, industrial fans & power supply	TC-4F	NEMA-12, IP 52
FHP-2250	7-H550-0-000	Cool only, industrial fans & power supply	EXT*	NEMA-12, IP 52
FHP-2250HC	7-H5I0-1-000	Heat/Cool, industrial fans & power supply	TC-7F	NEMA-12, IP 52
FHP-2250HC	7-H550-1-000	Heat/Cool, industrial fans & power supply	EXT*	NEMA-12, IP 52
FHP-2250XE	7-H5J0-4-000	Cool only, sealed hot side fans & power supply	TC-4F	NEMA-4, IP 56
FHP-2250XE	7-H550-4-000	Cool only, sealed hot side fans & power supply	EXT*	NEMA-4, IP 56
FHP-2250XEHC	7-H5I0-5-000	Heat/Cool, sealed hot side fans & power supply	TC-7F	NEMA-4, IP 56
FHP-2250XEHC	7-H550-5-000	Heat/Cool, sealed hot side fans & power supply	EXT*	NEMA-4, IP 56
FHP-2250X	7-H5J0-2-000	Cool only, Mil. grade hot side fans & power supply	TC-4F	NEMA-4X, IP 56
FHP-2250X	7-H550-2-000	Cool only, Mil. grade hot side fans & power supply	EXT*	NEMA-4X, IP 56
FHP-2250XHC	7-H5I0-3-000	Heat/Cool, Mil. grade hot side fans & power supply	TC-7F	NEMA-4X, IP 56
FHP-2250XHC	7-H550-3-000	Heat/Cool, Mil. grade hot side fans & power supply	EXT*	NEMA-4X, IP 56

* Unit is set for 5-32 VDC external signal, relay(s) included

FHP-2250

MOUNTING STYLE

Flush Mounted

ENVIRONMENTS SERVED

NEMA-12 IP 52

NEMA-4,4X IP 56

RATING (TRADITIONAL)

1715 BTU/hr @ 0 °F ΔT

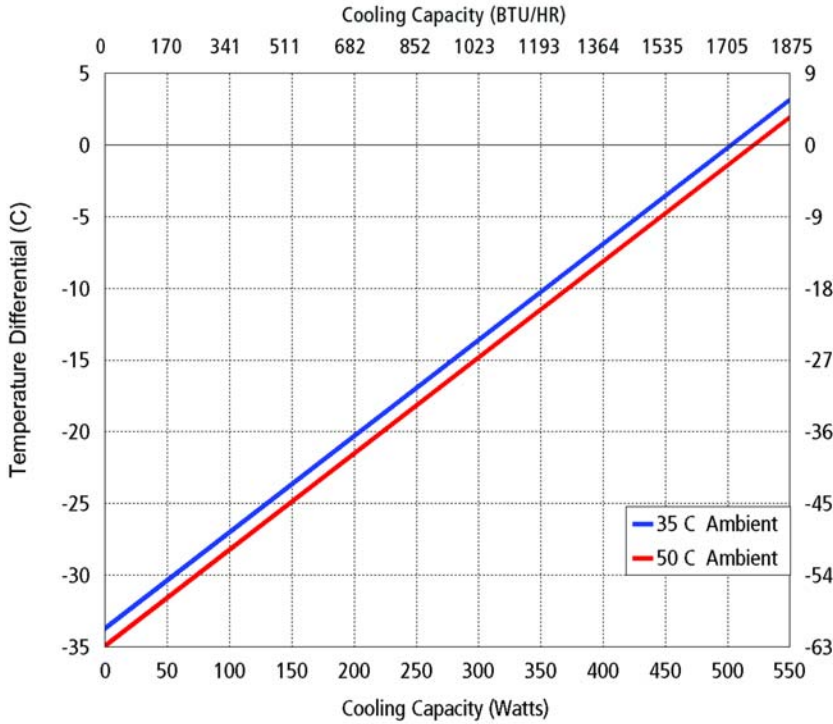
2280 BTU/hr @ +20 °F ΔT

RATING (DIN 3168)

503 Watts L35 L35

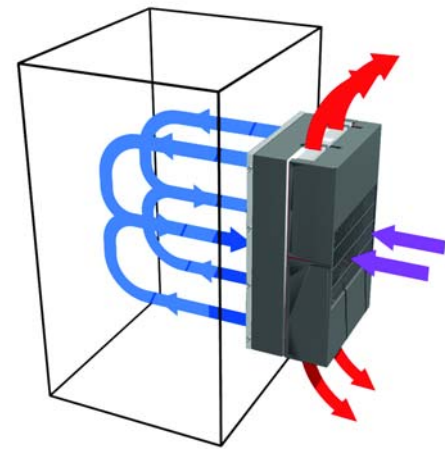
275 Watts L35 L50

PERFORMANCE CURVE



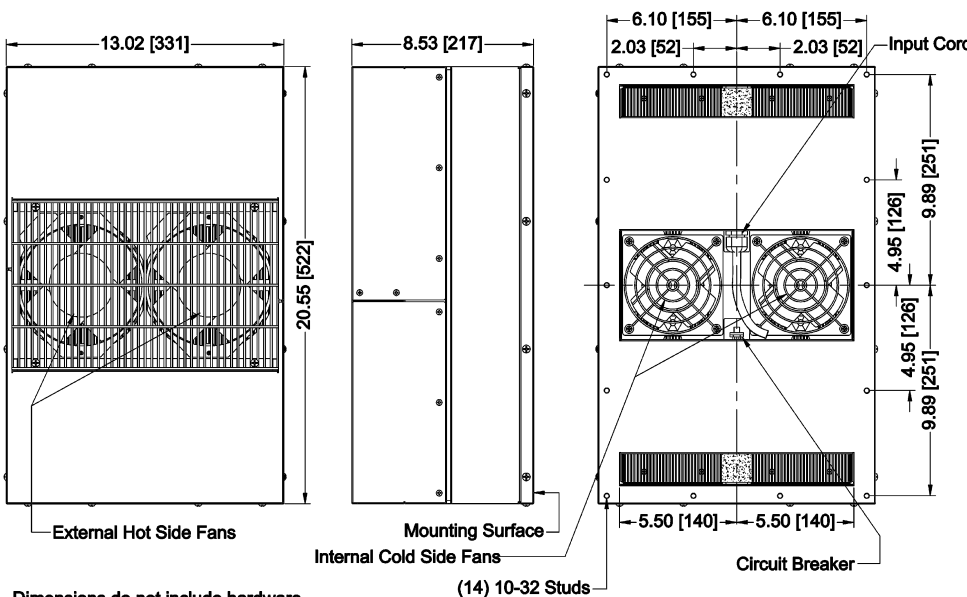
Equation of line: $y = \Delta T(^{\circ}C)$ $x = \text{Capacity (Watts)}$		
Ambient Temp	35°C	50°C
Enclosure Air	$y = .067x - 33.7$	$y = .067x - 34.9$
Cold Sink	$y = .051x - 33.7$	$y = .051x - 33.7$

Temperature Differential (F)



Air Flow Pattern

DIMENSIONS



Dimensions do not include hardware
 Mounting hardware and gasket included but not shown
 Dimensions: Inches [Millimeters]

MOUNTING CUTOUT DIMENSIONS

