



# FHP-2250

# Air Conditioner/Heat Exchanger

Air Cooled  
Flush Mounted  
Nema-12, 4, 4X

24 VDC Input  
High Efficiency  
1250 BTU/HR



## FEATURES

- High capacity thermoelectric design
- Power saving air to air heat exchanger mode (ECO-Mode)
- Heavy duty full perimeter mounting
- No intrusion into enclosure
- Central input cord for easy mounting
- Closed loop design
- Condensate control and evaporation system
- Compact (20.5" L X 13" W X 8.5" D)
- Increased efficiency at higher ambients by as much as 10%
- Virtually maintenance free
- No compressor
- Environmentally friendly and safe
- Stainless Steel exterior housing
- Mounts and operates in any orientation
- Integral temperature controller
- Weight 66 LBS.

## CONTROL TEMPERATURES

Active Cooling	35 °C
Heat Exchanger (ECO-Mode)	25 °C
Active Heating	10 °C
Typical Hysteresis	5 °C
Operating Ambient	-40/+65 °C
Operating Enclosure	-10/+60 °C

## POWER INPUTS

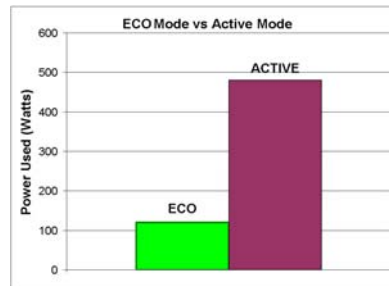
Voltage	24 VDC
Current, Active	15 AMPS
Current, ECO-Mode	1.9 AMP

## PERFORMANCE RATINGS

Cooling (Traditional)	1250 BTU/HR
Cooling (Din 3168)	367 WATTS
Cooling COP (at L35 L35)	1.02
Heating (Traditional)	> 1220 BTU/HR
Heating (Din 3168)	> 367 WATTS
Heating COP	> 1.02
Heat Exchanger (ECO-Mode)	12.5 W/°C

## INCLUDES

- Power input leads
- Temperature controller
- Power saving heat exchanger mode (ECO-Mode)
- Mounting gasket
- Mounting hardware
- Circuit breaker



250 VDC configuration for crane applications available

## CONFIGURATIONS

MODEL	PART NUMBER	NOTES	TEMPERATURE CONTROL	ENVIRONMENT
FHP-2250	7-H4J5-0-000	Cool only, industrial fans & power supply	TC-4F	NEMA-12, IP 52
FHP-2250	7-H455-0-000	Cool only, industrial fans & power supply	EXT*	NEMA-12, IP 52
FHP-2250HC	7-H4I5-1-000	Heat/Cool, industrial fans & power supply	TC-7F	NEMA-12, IP 52
FHP-2250HC	7-H455-1-000	Heat/Cool, industrial fans & power supply	EXT*	NEMA-12, IP 52
FHP-2250XE	7-H4J5-4-000	Cool only, sealed hot side fans & power supply	TC-4F	NEMA-4, IP 56
FHP-2250XE	7-H455-4-000	Cool only, sealed hot side fans & power supply	EXT*	NEMA-4, IP 56
FHP-2250XEHC	7-H4I5-5-000	Heat/Cool, sealed hot side fans & power supply	TC-7F	NEMA-4, IP 56
FHP-2250XEHC	7-H455-5-000	Heat/Cool, sealed hot side fans & power supply	EXT*	NEMA-4, IP 56
FHP-2250X	7-H4J5-2-000	Cool only, Mil. grade hot side fans & power supply	TC-4F	NEMA-4X, IP 56
FHP-2250X	7-H455-2-000	Cool only, Mil. grade hot side fans & power supply	EXT*	NEMA-4X, IP 56
FHP-2250XHC	7-H4I5-3-000	Heat/Cool, Mil. grade hot side fans & power supply	TC-7F	NEMA-4X, IP 56
FHP-2250XHC	7-H455-3-000	Heat/Cool, Mil. grade hot side fans & power supply	EXT*	NEMA-4X, IP 56

\* Unit is set for 5-32 VDC external signal, relay(s) included

# FHP-2250

## MOUNTING STYLE

Flush Mounted

## ENVIRONMENTS SERVED

NEMA-12 IP 52

NEMA-4,4X IP 56

## RATING (TRADITIONAL)

1250 BTU/hr @ 0 °F ΔT

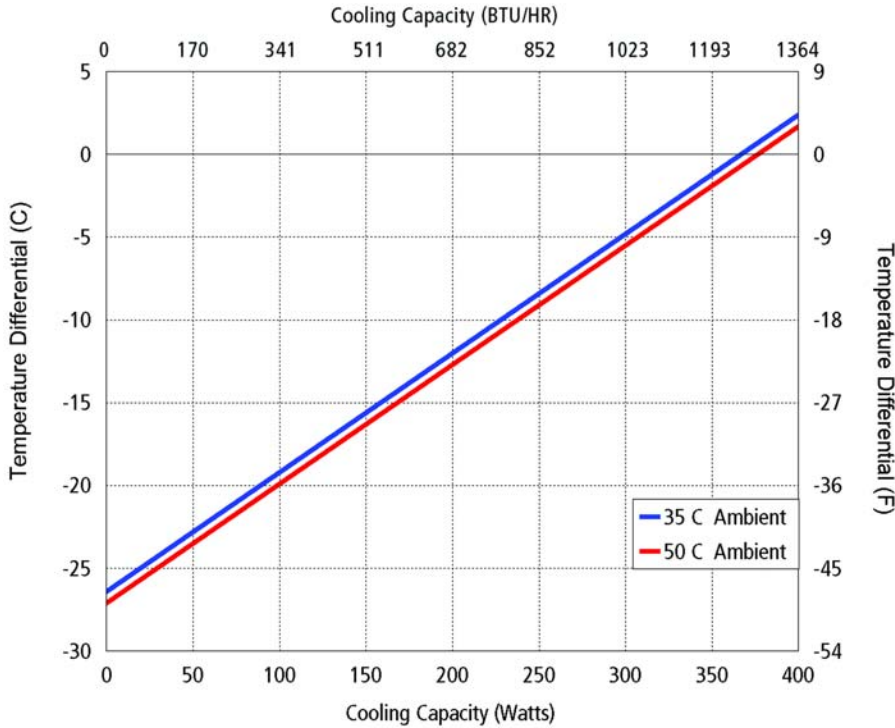
1776 BTU/hr @ +20 °F ΔT

## RATING (DIN 3168)

367 Watts L35 L35

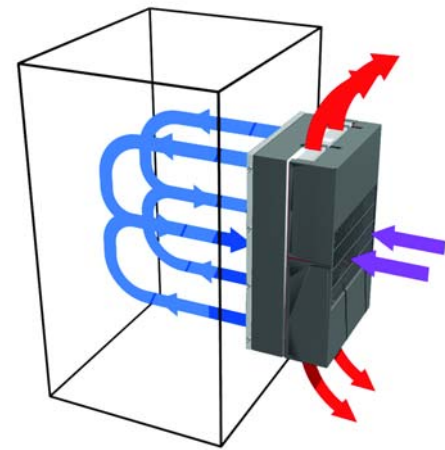
168 Watts L35 L50

## PERFORMANCE CURVE



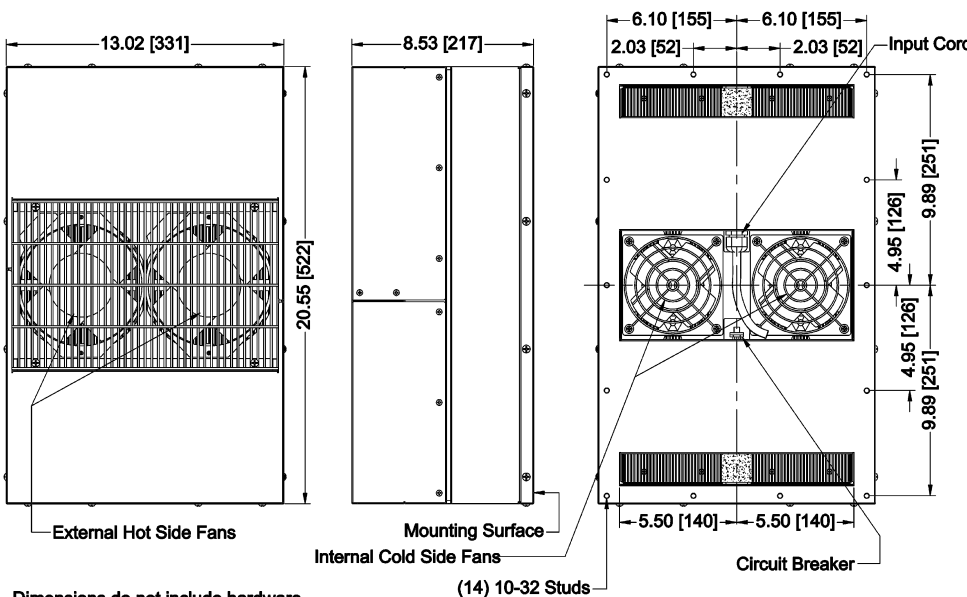
Equation of line: $y = \Delta T(^{\circ}C)$ $x = \text{Capacity (Watts)}$		
Ambient Temp	35°C	50°C
Enclosure Air	$y = .072x - 26.4$	$y = .072x - 27.1$
Cold Sink	$y = .056x - 26.4$	$y = .056x - 27.1$

Temperature Differential (F)

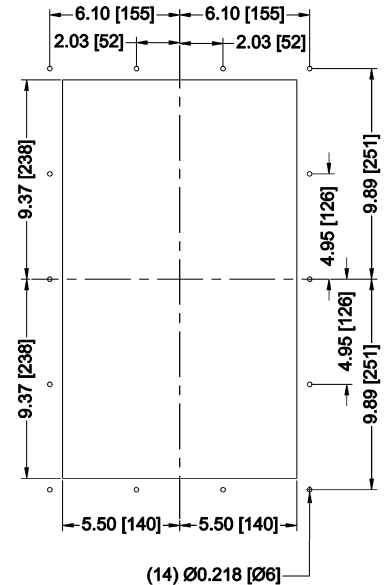


Air Flow Pattern

## DIMENSIONS



## MOUNTING CUTOUT DIMENSIONS



Dimensions do not include hardware  
Mounting hardware and gasket included but not shown  
Dimensions: Inches [Millimeters]