

IHP-3259

Air Conditioner/Heat Exchanger

Air Cooled
Internal Mounted
Nema-12, 4

100 - 240 VAC Universal Input
High Efficiency
1270 BTU/HR



FEATURES

- Unobtrusive mounting style for OEM installation
- Power saving air to air heat exchanger mode (ECO-Mode)
- Temperature driven fan speed for quieter operations
- Heavy duty full perimeter mounting
- Easy installation from exterior of the enclosure
- Closed loop design
- Condensate control and evaporation system
- Increased efficiency at higher ambients by as much as 10%
- Virtually maintenance free
- No compressor
- Environmentally friendly and safe
- Stainless Steel exterior housing (custom paint finishes available)
- Mounts flush with no protrusion outside of the enclosure
- Integral or remote temperature controller
- Weight 93 LBS.

CONTROL TEMPERATURES

Active Cooling	35 °C
Heat Exchanger (ECO-Mode)	25 °C
Active Heating	10 °C
Typical Hysteresis	5 °C
Operating Ambient	-40/+65 °C
Operating Enclosure	-10/+60 °C

POWER INPUTS

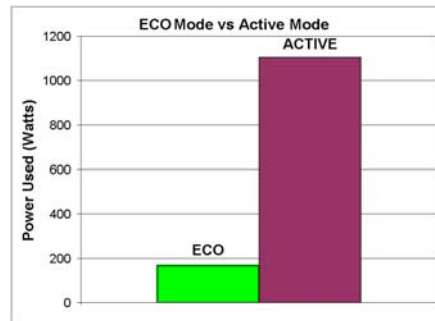
Input Voltage	100 - 240 VAC
Current, Active	11 - 4.6 AMPS
Alternate Input voltage	127 - 374 VDC
Current, ECO-Mode (120 VAC)	1.5 AMP
Frequency	47 - 63 / 440 Hz
Nominal Power Consumption	500 Watts

PERFORMANCE RATINGS

Cooling (Traditional)	1270 BTU/HR
Cooling (Din 3168)	373 WATTS
Cooling COP (at L35 L35)	0.34
Heating (Traditional)	> 1270 BTU/HR
Heating (Din 3168)	> 373 WATTS
Heating COP	> 1.0
Heat Exchanger (ECO-Mode)	15 W/°C

INCLUDES

- Power supply
- Temperature controller
- Power saving heat exchanger mode (ECO-Mode)
- Mounting gasket
- Mounting hardware
- Power input cord



200 - 277 VAC (254 - 420 VDC) Versions available

CONFIGURATIONS

MODEL	PART NUMBER	NOTES	TEMPERATURE CONTROL	ENVIRONMENT
IHP-3259	B-15JB-0-100	Cool only, industrial fans	TC-4F	NEMA-12, IP 52
IHP-3259	B-155B-0-100	Cool only, industrial fans	EXT*	NEMA-12, IP 52
IHP-3259HC	B-15IB-1-100	Heat/Cool, industrial fans	TC-7F	NEMA-12, IP 52
IHP-3259HC	B-155B-1-100	Heat/Cool, industrial fans	EXT*	NEMA-12, IP 52
IHP-3259XE	B-15JB-4-100	Cool only, sealed hot side fans	TC-4F	NEMA-4, IP 56
IHP-3259XE	B-155B-4-100	Cool only, sealed hot side fans	EXT*	NEMA-4, IP 56
IHP-3259XEHC	B-15IB-5-100	Heat/Cool, sealed hot side fans	TC-7F	NEMA-4, IP 56
IHP-3259XEHC	B-155B-5-100	Heat/Cool, sealed hot side fans	EXT*	NEMA-4, IP 56
IHP-3259XEHC†	B-15LB-5-100	Heat/Cool, sealed hot side fans	TC-5300D	NEMA-4, IP 56

† Precise temperature control model

* Unit is set for 5-32 VDC external signal, relay(s) included

IHP-3259

MOUNTING STYLE

Internal Mounted

ENVIRONMENTS SERVED

NEMA-12 IP 52

NEMA-4 IP 56

RATING (TRADITIONAL)

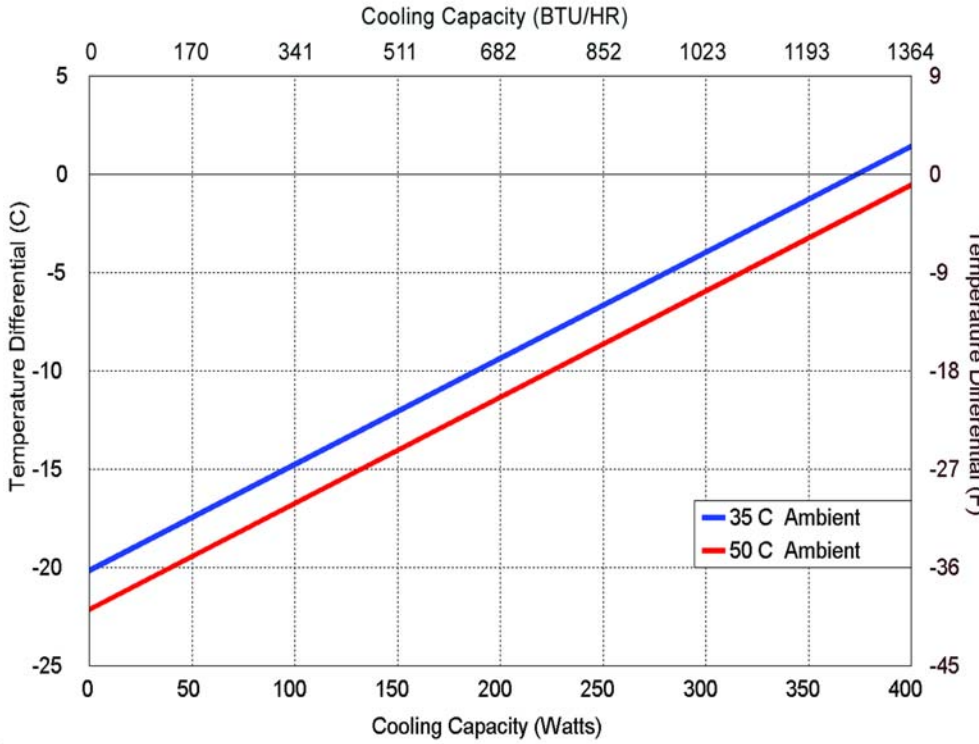
1270 BTU/hr @ 0 °F ΔT

RATING (DIN 3168)

373 Watts L35 L35

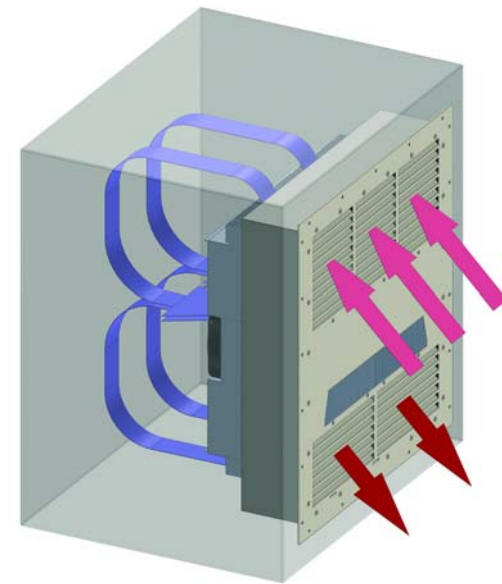
132 Watts L35 L50

PERFORMANCE CURVE



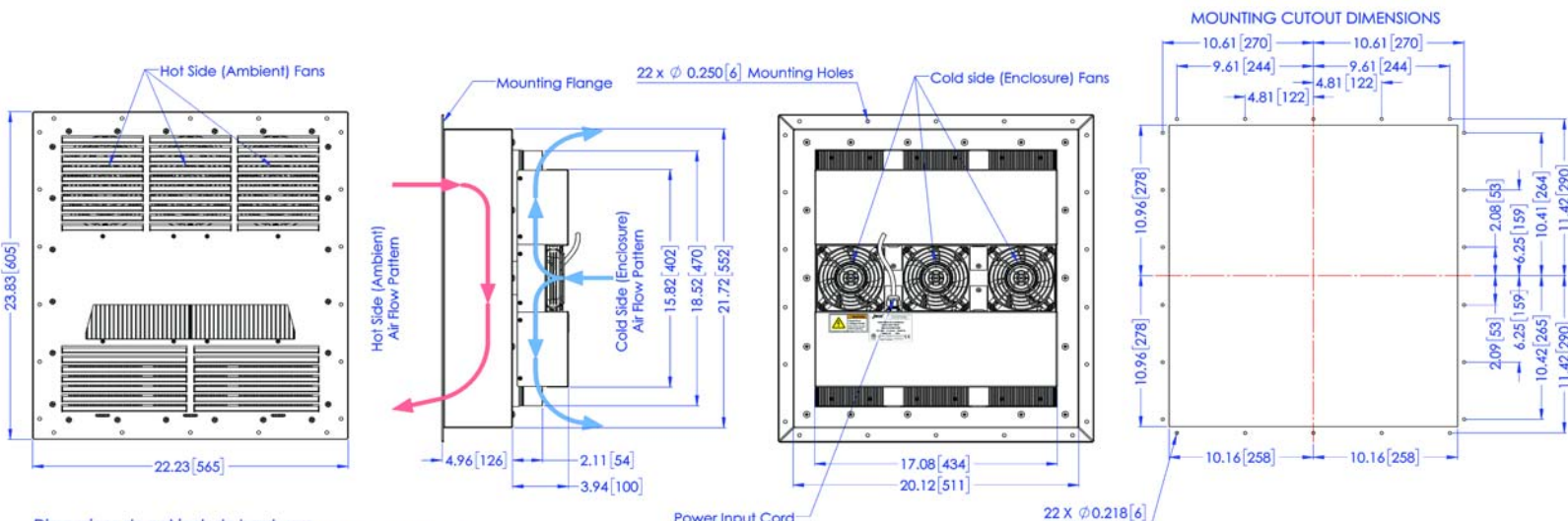
Equation of line: $y = \Delta T(^{\circ}C)$ $x = \text{Capacity (Watts)}$

Ambient Temp	35°C	50°C
Enclosure Air	$y = .054x - 20.2$	$y = .054x - 22.1$
Cold Sink	$y = .038x - 20.2$	$y = .038x - 22.1$



Air Flow Pattern

DIMENSIONS



Dimensions do not include hardware
Mounting hardware and gasket included but not shown
Dimensions: Inches [Millimeters]