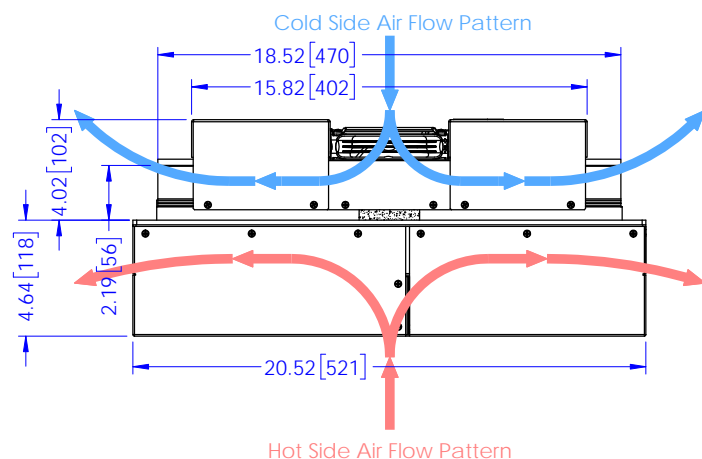
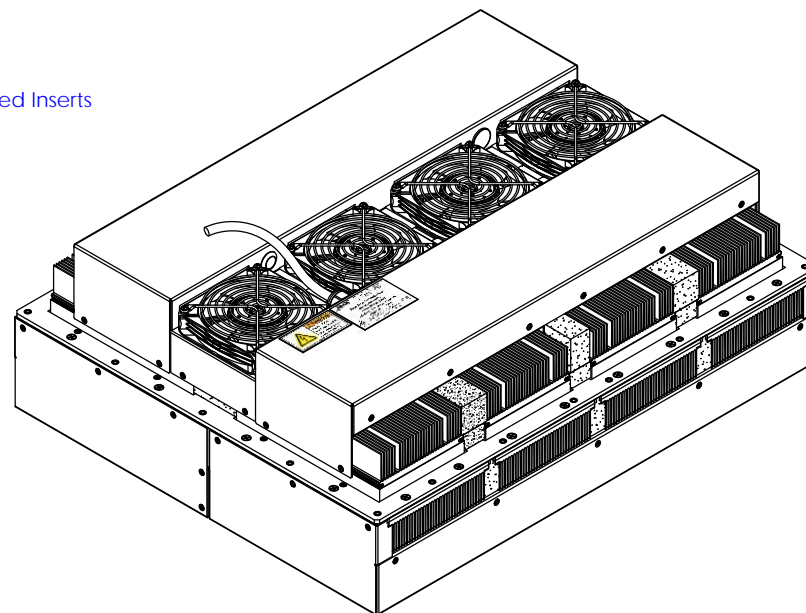
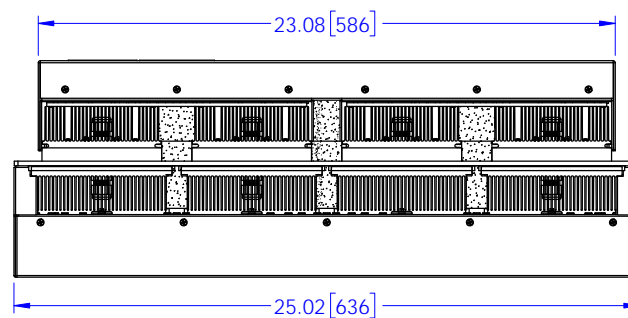


22 X 10-32 Threaded Inserts



Hot Side Air Flow Pattern



UNLESS OTHERWISE SPECIFIED:

DIMENSIONS ARE IN INCHES
TOLERANCES:
FRACTIONAL
ANGULAR: MACH BEND
TWO PLACE DECIMAL
THREE PLACE DECIMAL

INTERPRET GEOMETRIC
TOLERANCING PER:

MATERIAL

FINISH

DO NOT SCALE DRAWING

NAME DATE

DRAWN AA 11/10/16

CHECKED

PROPRIETARY AND CONFIDENTIAL

THE INFORMATION CONTAINED IN THIS
DRAWING IS THE SOLE PROPERTY OF
TECA CORPORATION.
ANY REPRODUCTION IN PART OR AS A WHOLE
WITHOUT THE WRITTEN PERMISSION OF
TECA CORPORATION IS PROHIBITED.

teca[®]

ThermoElectric Cooling America Corporation
Chicago, Illinois U.S.A.

AHP-4259 SERIES
ASSEMBLY

SIZE

A

DWG. NO.

SK161107

REV

S0768

SHEET 1 OF 1