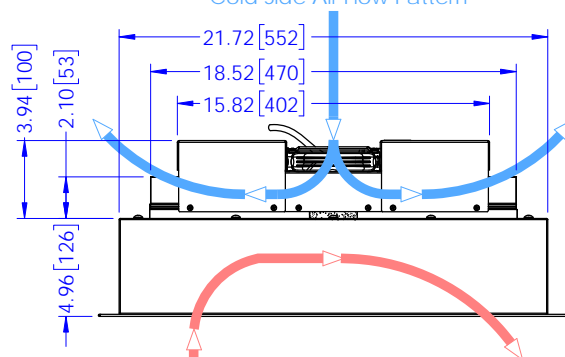
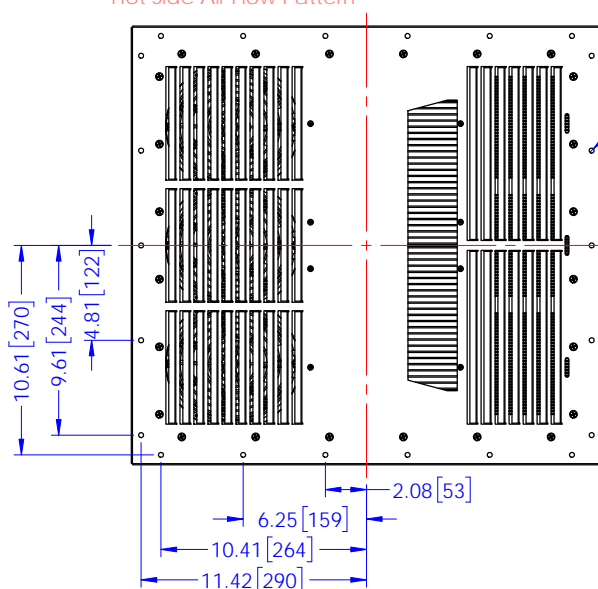


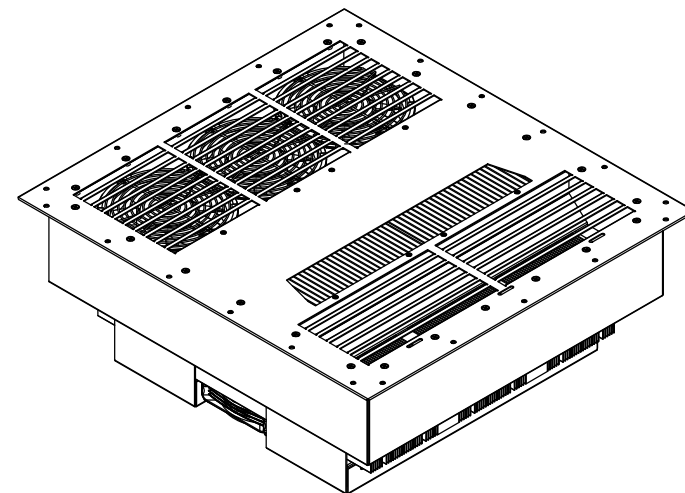
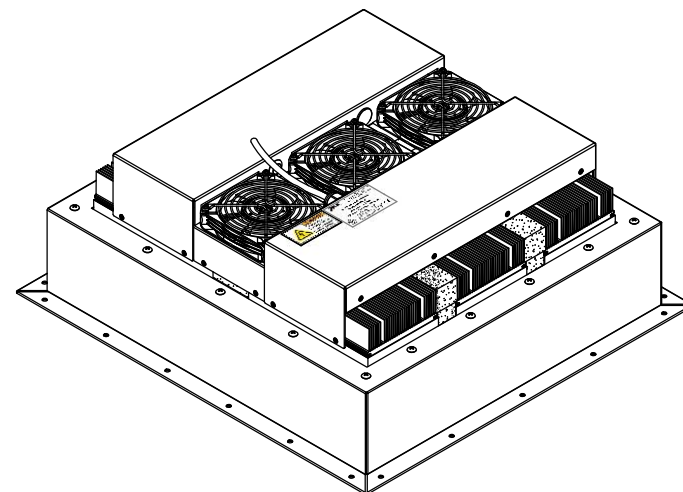
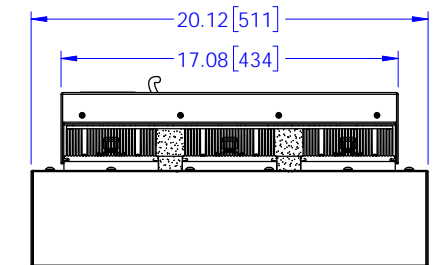
Cold Side Air Flow Pattern



Hot Side Air Flow Pattern



22 x  $\varnothing$  0.250 [6]



UNLESS OTHERWISE SPECIFIED:

DIMENSIONS ARE IN INCHES  
TOLERANCES:  
FRACTIONAL  $\pm$   
ANGULAR: MACH  $\pm$  BEND  $\pm$   
TWO PLACE DECIMAL  $\pm$   
THREE PLACE DECIMAL  $\pm$

INTERPRET GEOMETRIC  
TOLERANCING PER:

MATERIAL

FINISH

DO NOT SCALE DRAWING

NAME

AA

DATE

10/04/16

CHECKED

PROPRIETARY AND CONFIDENTIAL

THE INFORMATION CONTAINED IN THIS  
DRAWING IS THE SOLE PROPERTY OF  
TECA CORPORATION.  
ANY REPRODUCTION IN PART OR AS A WHOLE  
WITHOUT THE WRITTEN PERMISSION OF  
TECA CORPORATION IS PROHIBITED.

**teca**<sup>®</sup>

ThermoElectric Cooling America Corporation  
Chicago, Illinois U.S.A.

IHP-3259 SERIES  
ASSEMBLY

SIZE

**A**

DWG. NO.

**SK161004**

REV

S0746

SHEET 1 OF 1