

Product Information Packet

Model AHP-401CPHC

Solid State Cold/Hot Plate

Set For Remote Temperature Control

Part #1-F050-1-001

Thank you for your purchase. Information has been enclosed regarding the installation, specifications, and wiring of your solid-state assembly. Please read and follow all instructions carefully before installation. Only qualified technicians should install this equipment.

If you have any questions regarding your equipment, please do not hesitate to call us at 773-342-4900, and we will be happy to assist you. We are open from 8:00 am-4:30 pm Central Time.

Included in this packet you will find:

Product Literature and Specifications

Assembly Drawing # SK150651

Wiring Drawing # SK170528

Installation Drawing # SK140710

Warranty Information



ThermoElectric Cooling America Corporation
4048 W. Schubert Avenue • Chicago, IL (U.S.A.) 60639
Ph: 773/342-4900 Fx: 773/342-0191
sales@thermoelectric.com www.thermoelectric.com

AHP-401CP Cold/Hot Plate

Air Cooled
Bench Top

General Purpose 120 VAC & 240 VAC
75 Watts

FEATURES

- Flat aluminum plate (8" x 4.70") [203 x 119]
- Standard 6-32X.25 UNC inserts
- Compact (only 10" x 5.84" x 6.72") [254 x 148 x 170]
- Mounts and operates in any orientation: horizontal, vertical, etc.
- Low vibration and noise
- No moving parts except fan
- Environmentally safe
- No compressor, fluorocarbon or filters
- Heating via embedded resistive heater
- Virtually maintenance-free operation
- Pivot clean feature
- Weighs less than 12 LBS. (5.5 KG)

INCLUDES

- Mounting gasket
- Mounting hardware
- Power cord

OPTIONS

- Custom cold plate threads and/or inserts
- Flat plate without holes or threads
- Quiet fan
- Use with external TC-3400 controller



PERFORMANCE RATINGS

Cooling	75 WATTS
Cooling COP	0.52

SPECIFICATIONS

MODEL	PART NUMBER	NOTES	PERFORMANCE RATING WATTS	VOLTAGE VAC	CURRENT AMPS.	WEIGHT LBS. (KG)	TEMP. CONTROL *	OPERATING AMBIENT °C
AHP-401CP	1-F090-0-001	Cool only	75	120	1.2	12(5.2)	None	-15/+70
AHP-401CP	1-F050-0-001	Cool only	75	120	1.2	12(5.2)	EXT *	-15/+70
AHP-401CPHC	1-F050-1-001	Heat/Cool	75	120	1.2	12(5.2)	EXT *	-15/+70
AHP-402CP	1-F092-0-001	Cool only	75	240	.6	12(5.2)	None	-15/+70
AHP-402CP	1-F052-0-001	Cool only	75	240	.6	12(5.2)	EXT *	-15/+70
AHP-402CPHC	1-F052-1-001	Heat/Cool	75	240	.6	12(5.2)	EXT *	-15/+70

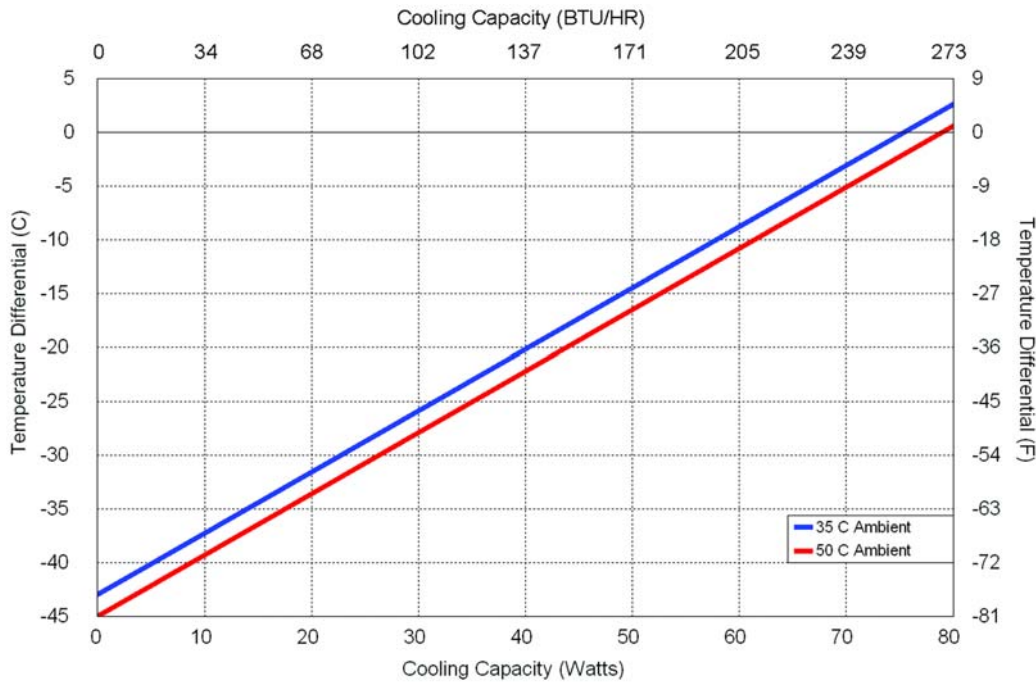
* Unit is set for 5-32 VDC external control signal, relay included

AHP-401CP**ENVIRONMENTS**

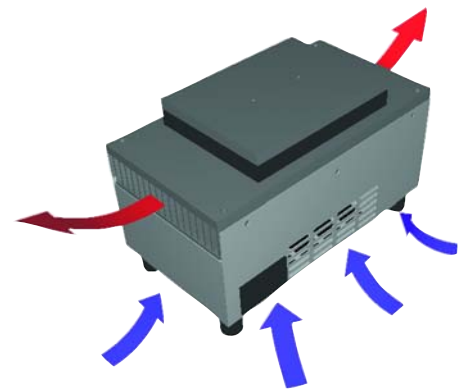
Bench Top, Factory, Industrial, OEM

COOLING CAPACITY

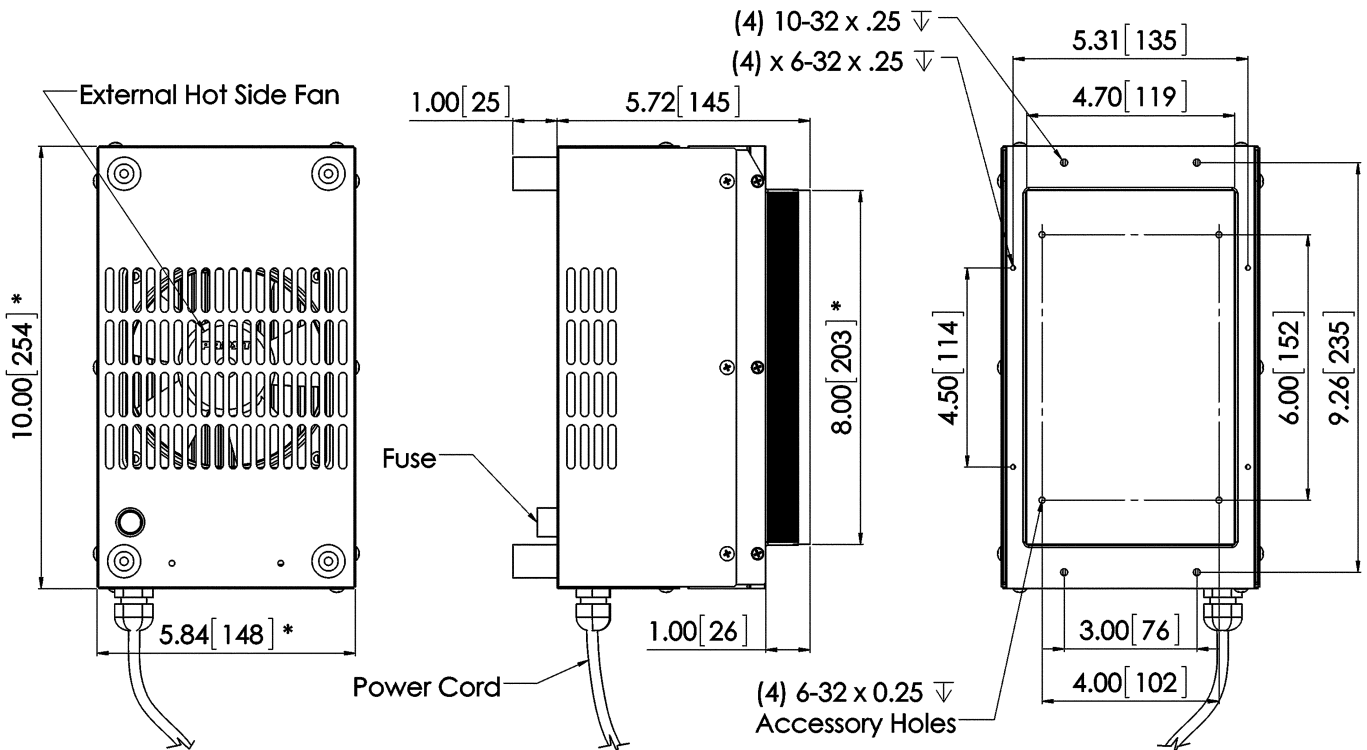
75 Watts @ 0 °C ΔT

PERFORMANCE CURVE

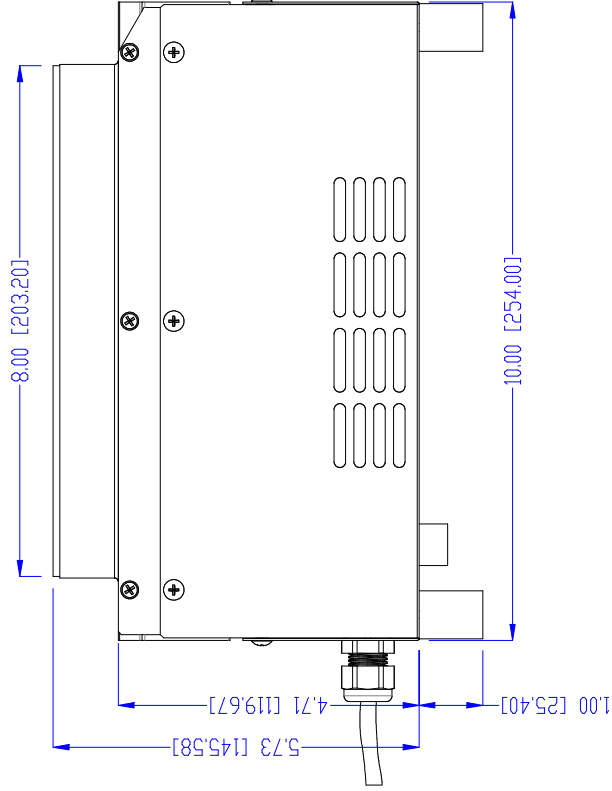
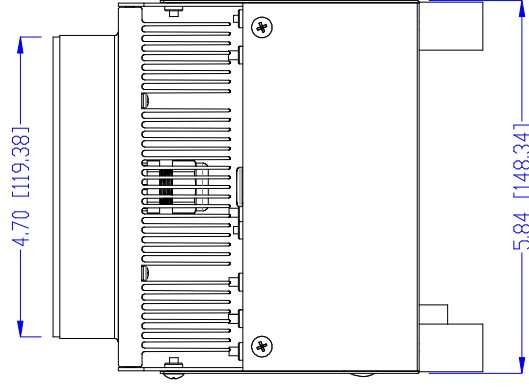
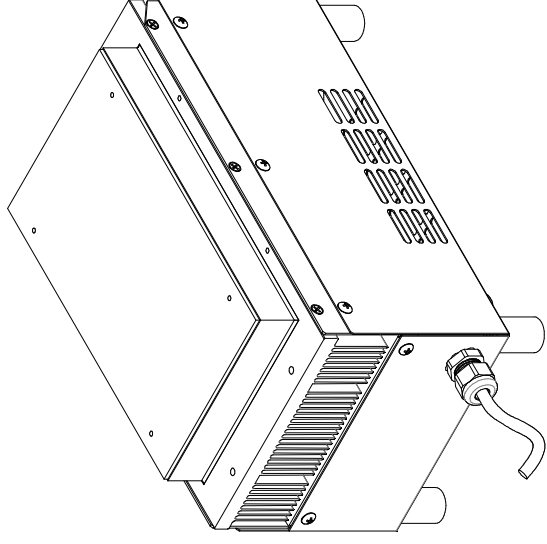
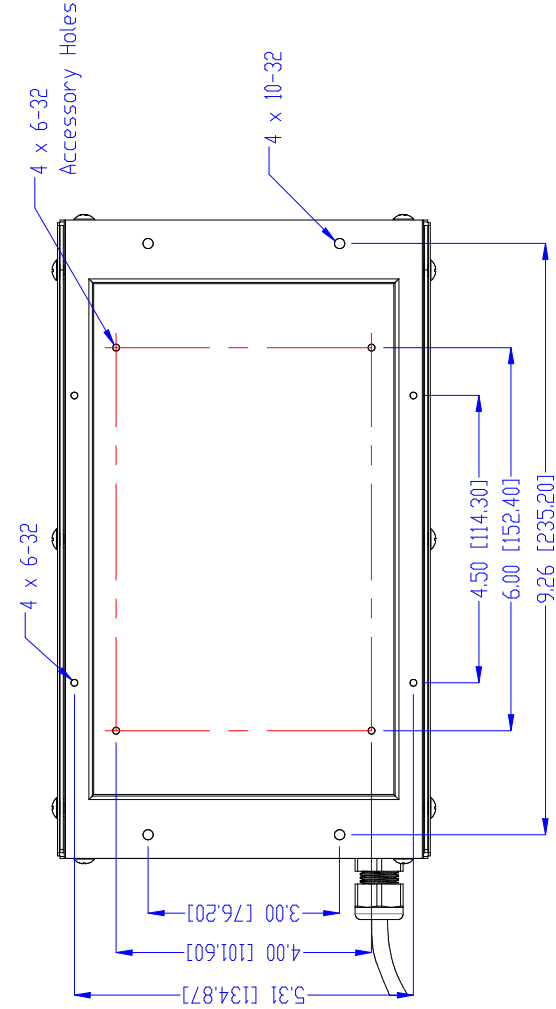
Equation of Line: $y = \Delta T(^{\circ}\text{C})$ $x = \text{Capacity (Watts)}$		
Ambient Temp	35°C	50°C
Cold Plate	$y = 0.57x - 43$	$y = 0.57x - 45$



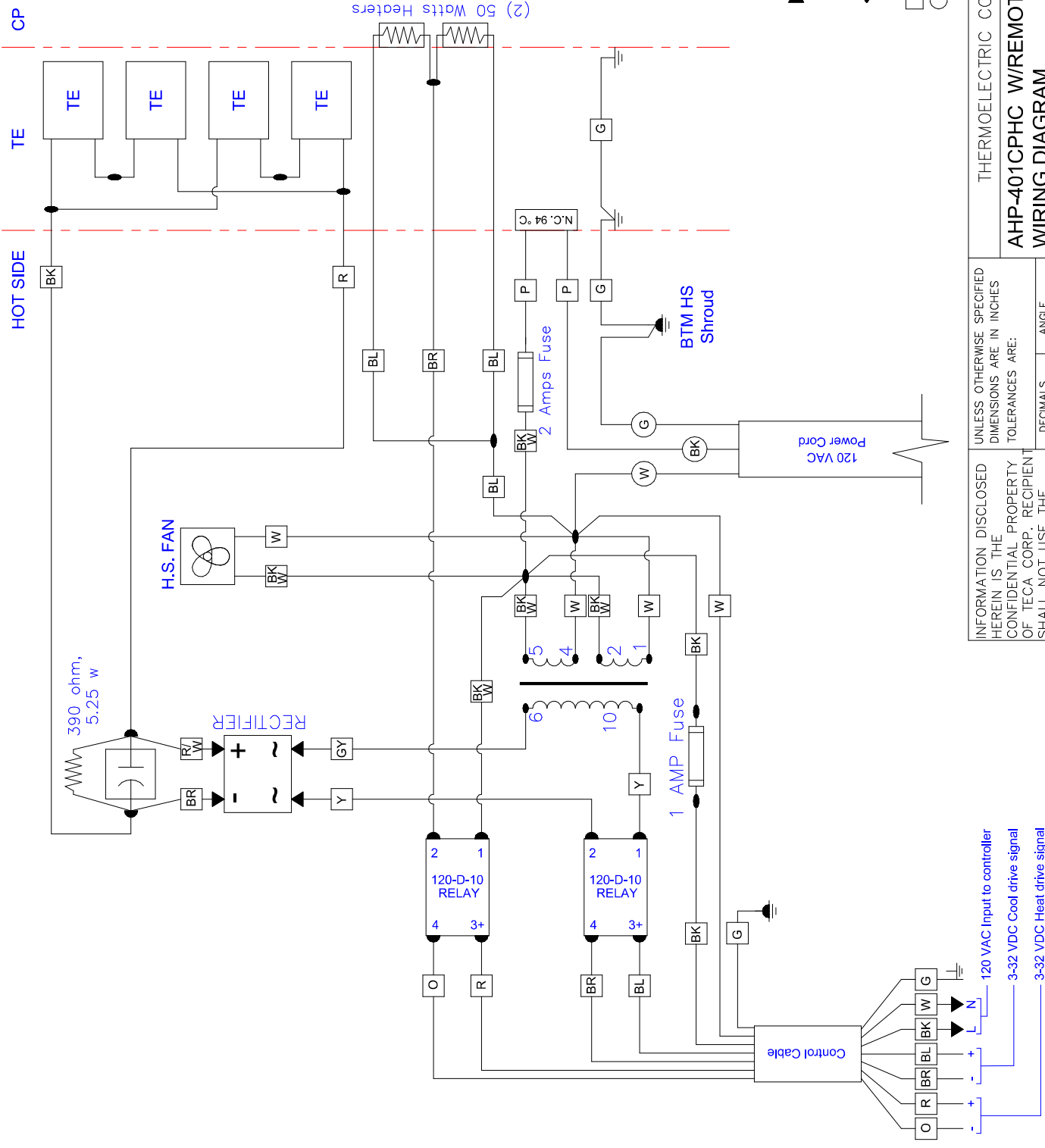
Air Flow Pattern

DIMENSIONS

* Dimension does not include hardware and sealant
 Dimensions: Inches [Millimeters]



UNLESS OTHERWISE SPECIFIED:		NAME	DATE
DIMENSIONS ARE IN INCHES		AA	06/18/15
TOLERANCES:			
FRACTIONAL ±		DRAWN	CHECKED
ANGULAR: MACH ± BEND ±		PROPRIETARY AND CONFIDENTIAL	
TWO PLACE DECIMAL ±		THE INFORMATION CONTAINED IN THIS	
THREE PLACE DECIMAL ±		DRAWING IS THE SOLE PROPERTY OF	
		TECA CORPORATION.	
INTERPRET GEOMETRIC		ANY REPRODUCTION IN PART OR AS A WHOLE	
TOLERANCING PER:		WITHOUT THE WRITTEN PERMISSION OF	
MATERIAL		TECA CORPORATION IS PROHIBITED.	
FINISH		SIZE	DWG. NO.
		A	SK150651
		REV	
DO NOT SCALE DRAWING		S0183	SHEET 1 OF 1

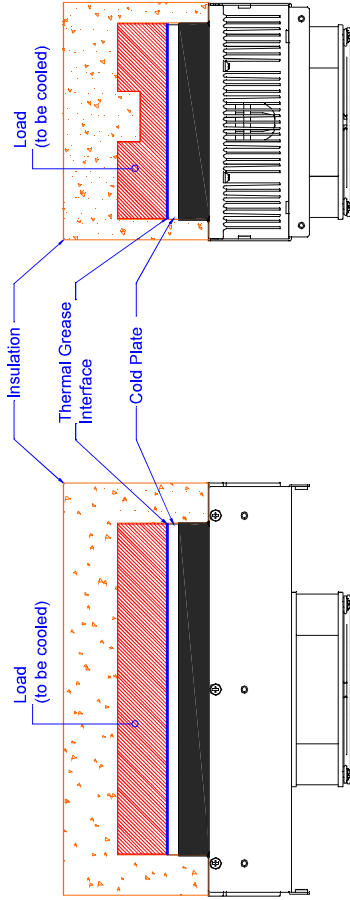


- Red Quick Connect
- Red Ring Terminals
- ◁ Blue Ring Terminals
- Solder & Shrink Tube Connection

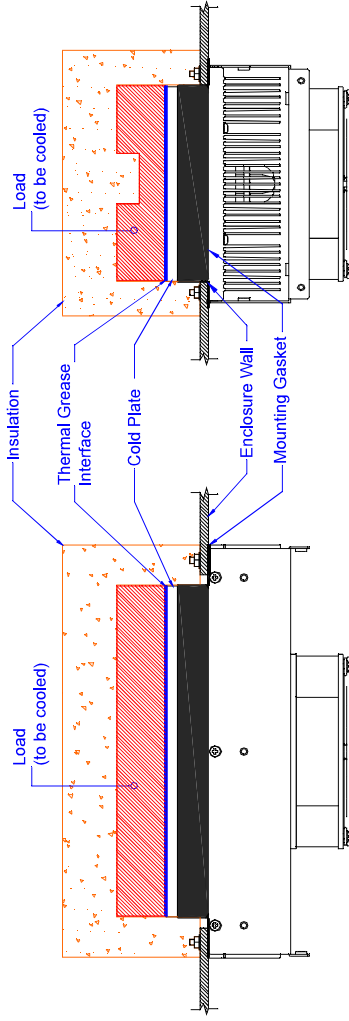
☐ 22 AWG Wires

☐ 18 AWG Wires

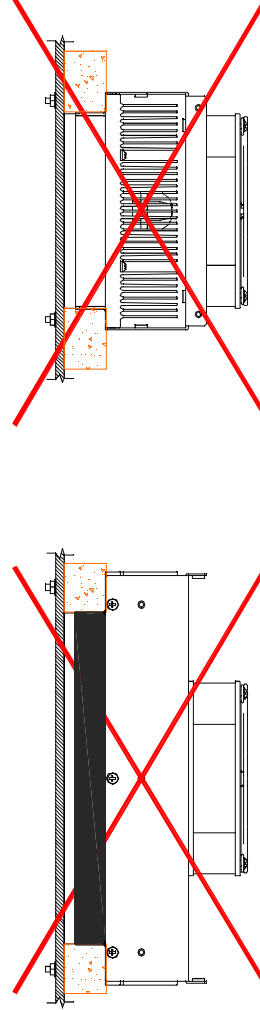
[illegible]



METHOD A



METHOD B



Note: Do not use this method.
Over compression may cause irreversible damage to the thermoelectrics and void the warranty.

INSTALLATION INSTRUCTIONS

- 1- Choose Mounting Method (A or B).
- 2- Prepare mounting surface/component as indicated. Ideal component surface flatness is ± 0.001 T.I.R.
- 3- Spread an even, approximately 10 MIL, layer of thermal grease (Dow type 340 or equivalent) on both thermal contact surfaces (component and cold plate). A speedball rubber roller works well for this.
- 4- Install unit without sliding against mating surface, rotate slightly to "seat" them.
- 5- Fit insulation around cold plate surfaces as required.
- 6- If desired, caulk insulation to seal and secure insulation.
- 7- Connect power per appropriate wiring diagram.

<div>Note: Do not use this method.</div> <div>Over compression may cause irreversible damage to the thermoelectrics and void the warranty.</div>		REV	DESCRIPTION	Date	APPROVED	INFORMATION DISCLOSED HEREIN IS THE CONFIDENTIAL PROPERTY OF TECA CORP. RECIPIENT SHALL NOT USE THE INFORMATION IN ANY UNAUTHORIZED MANNER.		UNLESS OTHERWISE SPECIFIED DIMENSIONS ARE IN INCHES TOLERANCES ARE:		THERMOELECTRIC COOLING AMERICA CORP.				
						DECIMALS .XX +/- XXX +/-		ANGLE +/- FRACTION +/-		DRAWN BY: AA DATE: 07/03/2014 D9306 SK140710		REV LEVEL		
						MATERIAL:		DRAWING #						
						FINISH:								
												MASTER: SK140709		SHEET

LIMITED WARRANTY

In the event a defect in material or workmanship is discovered in any of TECA's products within one year after the date they are delivered to Buyer, and if: (a) TECA is notified of the defect in writing by certified mail within 14 days of the date of discovery; (b) TECA may then either, at its sole discretion, inspect the product at Buyer's location, or require that the product be made available at Buyer's expense at TECA's premises for TECA's inspection within 14 days of the date of notification; and (c) the products are defective and the defects result from faulty materials and/or workmanship and not in any way from accident, misuse, misapplication, mishandling, modification, or alteration by the Buyer or the shipper, then TECA shall, at its sole option, repair or exchange defective products free of charge to Buyer, or credit to buyer the price of the defective products. ALL OTHER WARRANTIES, EXPRESS OR IMPLIED, ARE EXCLUDED, INCLUDING BUT NOT LIMITED TO THE IMPLIED WARRANTIES OF MERCHANTABILITY AND FITNESS FOR A PARTICULAR PURPOSE. IN NO EVENT SHALL TECA BE LIABLE FOR ANY CLAIM BASED UPON BREACH OF EXPRESS OR IMPLIED WARRANTY OR ANY OTHER DAMAGES WHETHER SPECIAL, INDIRECT, INCIDENTAL, CONSEQUENTIAL, LOST PROFITS, BUSINESS INTERRUPTION, OR LOSS OF BUSINESS OR CUSTOMER RELATIONSHIPS.

RETURNED GOODS, RESTOCKING CHARGES

In order to return merchandise for any reason (repair, replacement, or credit) a return authorization number must be issued by TECA. New merchandise may not be returned for credit beyond 60 days from shipment. Charges for incidental or other damages may also be made. All returned goods must be sent freight prepaid. A restocking charge of 15% will apply. On special equipment and custom modified equipment orders, additional incremental cancellation charges may be made.